



Teaching Notes & Resources

Key Stage 2

Themes: Friendship | Humour | School

Purchase *Kid Potato*



SCAN ME




Design a Space Buggy



Text and Illustrations © Neil Coslett, 2026

After reading *Space Buddy* in *Kid Potato: Welcome to my World* by Neil Coslett, use your creativity to design a space buggy for Dudz, the alien, to fly home in.



How to fly it:



Discover more books at
HachetteChildrens.co.uk



Discover more resources at
HachetteSchools.co.uk





A Guide to Planet Earth



Text and Illustrations © Neil Coslett, 2026

After reading *Space buddy* in *Kid Potato: Welcome to my World* by Neil Coslett, create a guidebook for an alien visiting Earth.





SCAN ME

Discover more resources at
HachetteSchools.co.uk





A Guide to Planet Earth



Text and Illustrations © Neil Coslett, 2026



SCAN ME



Discover more books at
[HachetteChildrens.co.uk](https://www.hachettechildrens.co.uk)

GLUE HERE



Episode Summaries



Text and Illustrations © Neil Coslett, 2026

While reading *Kid Potato: Welcome to my World* by Neil Coslett, write brief summaries of each episode explaining what happens in a couple of sentences.



1. Welcome

2. Space Buddy

3. Kid Evil

4. Gran vs Toilet

5. Croco Bowl

6. Pets @ School



SCAN ME

Discover more books at
HachetteChildrens.co.uk



Discover more resources at
HachetteSchools.co.uk



SCAN ME



How to Use the Flushertron-308



SCAN ME




SCAN ME



Instruction Writing



Text and Illustrations © Neil Coslett, 2026



SCAN ME

Discover more books at
HachetteChildrens.co.uk



Discover more resources at
HachetteSchools.co.uk



SCAN ME




Lost Dog Poster



Text and Illustrations © Neil Coslett, 2026

After reading *Pets @ School* in *Kid Potato: Welcome to my World* by Neil Coslett, create a lost dog poster for Kid Potato's pet, Ollie.

LOST DOG!



Discover more books at
[HachetteChildrens.co.uk](https://www.hachettechildrens.co.uk)



Discover more resources at
[HachetteSchools.co.uk](https://www.hachetteschools.co.uk)






Plan a Science Project



Text and Illustrations © Neil Coslett, 2026

After reading Kid Evil in *Kid Potato: Welcome to my World* by Neil Coslett, plan your own science project that you could have carried out if you were in Kid Potato's class in school.



Question (What do you want to find out?)

Method (How will you test your question?)



Hypothesis (What do you think you will find out?)



Discover more books at
HachetteChildrens.co.uk



Discover more resources at
HachetteSchools.co.uk





Croco Bowl Setting Description



Text and Illustrations © Neil Coslett, 2026

After reading Croco Bowl in *Kid Potato: Welcome to my World* by Neil Coslett, write a setting description for the Croco Bowl bowling alley. Think about using your senses to bring the place to life. You might include:

Sight

What does it look like?

Smell

What can you notice in the air when you step inside?

Sounds

What noises can be heard?

Atmosphere

How does the building make you feel?



Try to use powerful adjectives and phrases to help the reader imagine the scene clearly.



Discover more books at
[HachetteChildrens.co.uk](https://www.hachettechildrens.co.uk)



Discover more resources at
[HachetteSchools.co.uk](https://www.hachetteschools.co.uk)

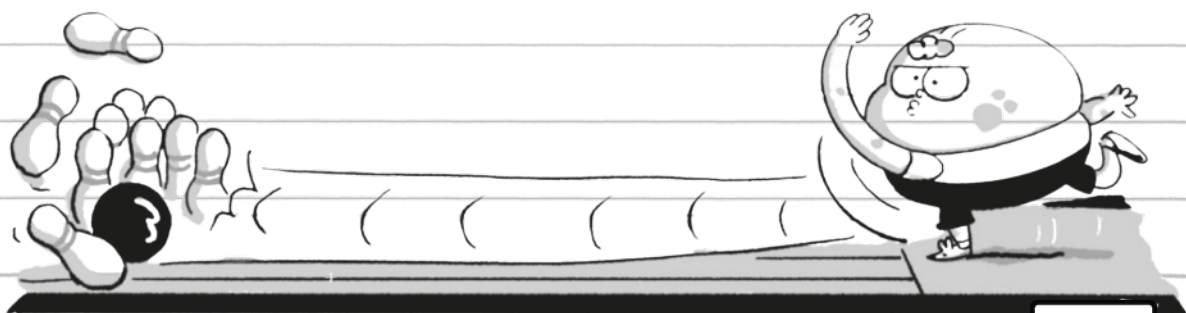




Croco Bowl Setting Description



Text and Illustrations © Neil Coslett, 2026



Discover more books at
HachetteChildrens.co.uk



Discover more resources at
HachetteSchools.co.uk






Wordsearch



Text and Illustrations © Neil Coslett, 2026

T	O	I	L	E	T	C	I	N	W	E	S
C	H	U	D	L	A	N	D	E	A	E	N
S	P	U	D	B	E	R	T	N	O	R	W
K	D	C	T	H	E	T	E	R	D	D	G
O	B	Y	H	I	N	I	X	I	U	E	S
S	D	A	L	E	L	Q	K	D	I	V	Q
S	U	L	Z	A	E	K	V	O	V	I	D
K	O	M	S	S	D	S	S	Z	I	L	P
H	D	U	D	Z	Y	M	E	D	E	A	A
N	O	R	T	R	E	H	S	U	L	F	O
M	W	A	K	P	O	T	A	T	O	E	A



ALIEN
CHEESE
CHUDLAND
DUDZ

EVIL
FLUSHERTRON
GRAN
KID

OLLIE
POTATO
SPUDBERT
TOILET



SCAN ME

Discover more books at
HachetteChildrens.co.uk



Discover more resources at
HachetteSchools.co.uk



SCAN ME



Wordsearch Answers



Text and Illustrations © Neil Coslett, 2026

T	O	I	L	E	T	C	I	N	W	E	S
C	H	U	D	L	A	N	D	E	A	E	N
S	P	U	D	B	E	R	T	N	O	R	W
K	D	C	T	H	E	T	E	R	D	D	G
O	B	Y	H	I	N	I	X	I	U	E	S
S	D	A	L	E	L	Q	K	D	I	V	Q
S	U	L	Z	A	E	K	V	O	V	I	D
K	O	M	S	S	D	S	S	Z	I	L	P
H	D	U	D	Z	Y	M	E	D	E	A	A
N	O	R	T	R	E	H	S	U	L	F	O
M	W	A	K	P	O	T	A	T	O	E	A



ALIEN
CHEESE
CHUDLAND
DUDZ

EVIL
FLUSHERTRON
GRAN
KID

OLLIE
POTATO
SPUDBERT
TOILET



SCAN ME

Discover more books at
HachetteChildrens.co.uk



Discover more resources at
HachetteSchools.co.uk



SCAN ME



Character Profile




Text and Illustrations © Neil Coslett, 2026

While reading *Kid Potato: Welcome to my World* by Neil Coslett, complete this character profile of Kid Potato.



Name: Spudbert

Nicknames:



What is his personality?

What does he like?

What does he dislike?

Who are his friends and family?

Pick your favourite episode.
What does he learn during that story?



SCAN ME

Discover more books at
[HachetteChildrens.co.uk](https://www.hachettechildrens.co.uk)



Discover more resources at
[HachetteSchools.co.uk](https://www.hachetteschools.co.uk)



SCAN ME


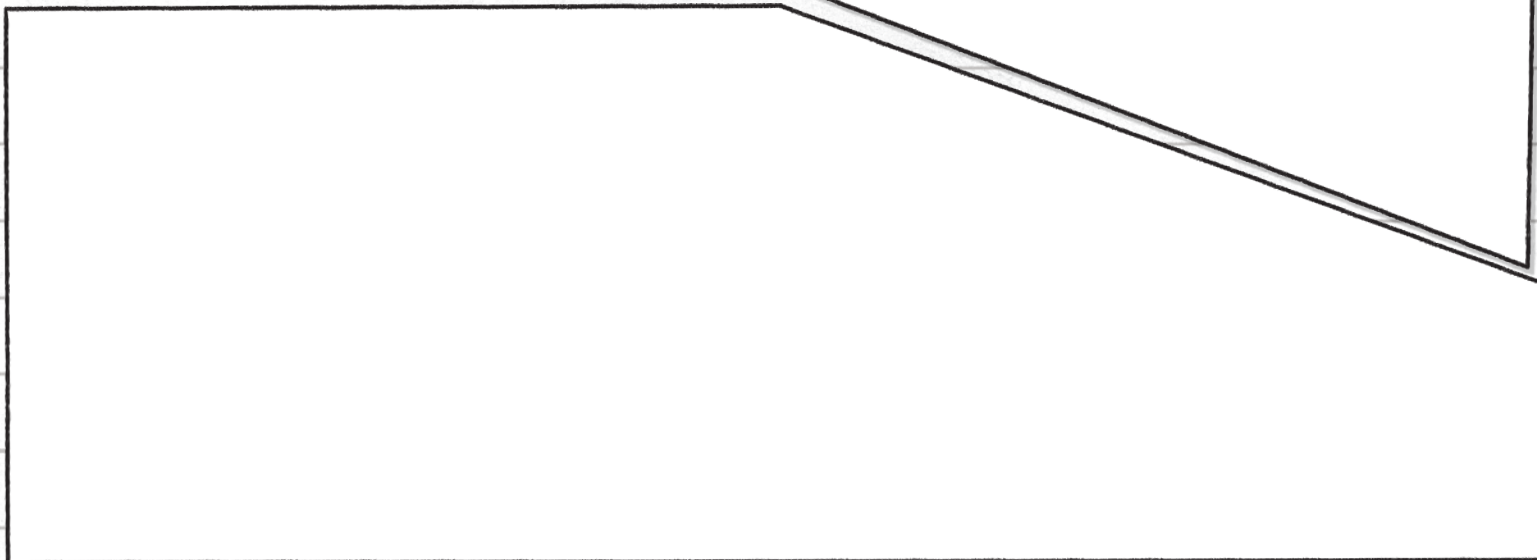
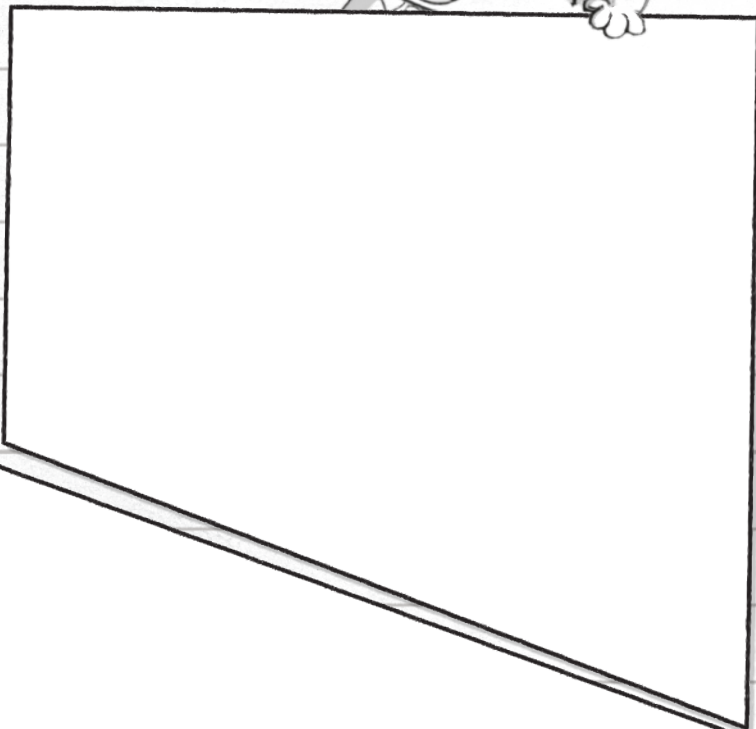




Comic Strip



Text and Illustrations © Neil Coslett, 2026

Create your own Kid Potato episode inspired by
Kid Potato: Welcome to my World by Neil Coslett.



SCAN ME

Discover more books at
[HachetteChildrens.co.uk](https://www.hachettechildrens.co.uk)



Discover more resources at
[HachetteSchools.co.uk](https://www.hachetteschools.co.uk)



SCAN ME



Comic Strip



Text and Illustrations © Neil Coslett, 2026



SCAN ME

Discover more books at
HachetteChildrens.co.uk



Discover more resources at
HachetteSchools.co.uk



SCAN ME



Comic Strip



Text and Illustrations © Neil Coslett, 2026

Comic strip template with five panels. The top panel is a large rectangle. The second row consists of a medium rectangle on the left and a cloud-shaped panel on the right. The third row consists of a large rectangle on the left and a medium rectangle on the right. The bottom row consists of two large rectangles of equal size.



SCAN ME

Discover more books at
HachetteChildrens.co.uk



Discover more resources at
HachetteSchools.co.uk



SCAN ME





Crazy Cheese Dream



Text and Illustrations © Neil Coslett, 2026

After reading Kid Evil in *Kid Potato: Welcome to my World* by Neil Coslett, use your imagination to write about an exciting and crazy dream he could have after eating cheese.



SCAN ME

Discover more books at
HachetteChildrens.co.uk



Discover more resources at
HachetteSchools.co.uk



SCAN ME

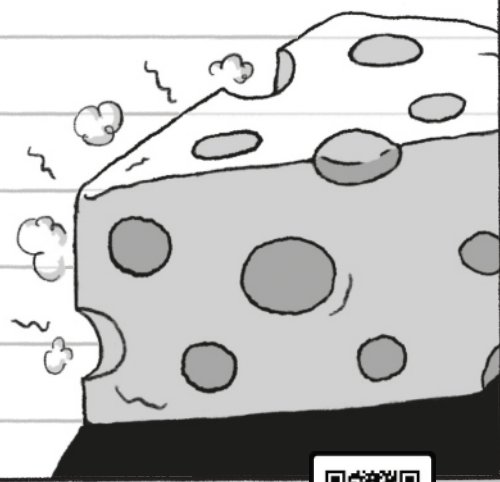


Crazy Cheese Dream



Text and Illustrations © Neil Coslett, 2026

A large rectangular area with horizontal lines for writing, framed by a black border.




SCAN ME

Discover more books at
HachetteChildrens.co.uk



Discover more resources at
HachetteSchools.co.uk



SCAN ME



Create a Mutant Pet



Text and Illustrations © Neil Coslett, 2026

After reading *Pets @ School* in *Kid Potato: Welcome to my World* by Neil Coslett, create your own mutant pet like the one that Kid potato imagined before his family got Ollie. Your mutant pet should be made up of all the different parts of your favourite animals.



Name of pet

Diet (What does it eat?)

Behaviour (What does it do?)



SCAN ME

Discover more books at
[HachetteChildrens.co.uk](https://www.hachettechildrens.co.uk)



Discover more resources at
[HachetteSchools.co.uk](https://www.hachetteschools.co.uk)



SCAN ME


Resources created by



Teacher's Pet



Discover more books at
HachetteChildrens.co.uk



Discover more resources at
HachetteSchools.co.uk

