



Teaching Notes & Resources

Key Stage 2 / 3

Themes: Non Fiction | History |
Black History | Untold Stories

Purchase



SCAN ME



Illustrations © Rumbidzai Savanhu, 2025

10
CHILDREN
WHO CHANGED
THE WORLD



BILLY SANCHO DIARY


After reading about Billy Sancho in *TEN Children Who Changed the World* by Paterson Joseph, imagine you are Billy, sitting in your room above the family shop in Westminster. You have your secret diary open, and today you are writing about your dreams for the future.

In your diary entry, you could describe what you hope to become when you grow up.

Think about:

- Why these dreams are important to you.
- Who has inspired you.
- How you imagine your life might be different in the future.

Write in the first person and use the style of a diary – informal, personal and reflective. Try to include feelings, hopes and questions you might ask yourself.



Dear Diary,



SCAN ME

Discover more books at
[HachetteChildrens.co.uk](https://www.hachettechildrens.co.uk)



Discover more resources at
[HachetteSchools.co.uk](https://www.hachetteschools.co.uk)



SCAN ME

BILLY SANCHO DIARY

[illegible]

★



SCAN ME

After reading about Dido Elizabeth Belle, write a biography of her life. A biography is a piece of non-fiction writing that tells the story of a real person's life.

TIPS FOR SUCCESS

- Write in the third person (use “she” not “I”).
- Use chronological order (start with her birth and childhood, move through her later life).
- Include facts from the chapter, not opinions.
- Use time connectives such as Later... After that... In the end...

Make sure your writing is organised into clear sections, for example:

- Early life - where and when she was born.
- Life at Kenwood House - her education, family and daily responsibilities.
- Why she is remembered - the important role her story plays in history.



Add a final paragraph explaining how Dido changed the world and what we can learn from her story.



SCAN ME

Discover more books at
[HachetteChildrens.co.uk](https://www.hachettechildrens.co.uk)



Discover more resources at
[HachetteSchools.co.uk](https://www.hachetteschools.co.uk)



SCAN ME

DIDO ELIZABETH BELLE BIOGRAPHY

A black and white illustration of a young person with curly hair, shown in profile from the chest up, looking upwards and to the right. They are wearing a light-colored, ribbed sweater. At the bottom center of the illustration is a square QR code. The background consists of several horizontal lines.


SCAN ME



After reading *TEN Children Who Changed the World* by Paterson Joseph, choose one of the people from the book whose story you found particularly inspiring.

What was their name?

Where were they born?



Where did they live?

Who did they live with?

What did they enjoy doing?

What did they do when they were grown up?


How did they inspire you?



Discover more books at
[HachetteChildrens.co.uk](https://www.hachettechildrens.co.uk)



Discover more resources at
[HachetteSchools.co.uk](https://www.hachetteschools.co.uk)






IRA FREDERICK ALDRIDGE POSTER

After reading about Ira Frederick Aldridge, your task is to design a theatre poster to promote Ira in one of his plays.



Think about including:

- A bold title (for example: "Ira Aldridge in Othello").
- An illustration showing Ira on stage or in costume.
- Persuasive words that would make people want to come (e.g. "Brilliant!", "Unmissable!").
- Key information such as where and when the play is happening.
- A short sentence about why Ira is special as an actor and how he inspires others.



Remember: your poster should not just advertise a performance – it should also celebrate Ira's courage, talent and determination.



Discover more books at
[HachetteChildrens.co.uk](https://www.hachettechildrens.co.uk)



Discover more resources at
[HachetteSchools.co.uk](https://www.hachetteschools.co.uk)





Illustrations © Rumbidzai Savanhu, 2025

10
CHILDREN
WHO CHANGED
THE WORLD



IRA FREDERICK ALDRIDGE POSTER



SCAN ME

Discover more books at
HachetteChildrens.co.uk



Discover more resources at
HachetteSchools.co.uk



SCAN ME



SPECIMEN REPORT

After reading about John Edmonstone, write a report about capybaras - one of John's favourite animals.

Capybara

Scientific name:

Introduction: (a short opening paragraph explaining what a capybara is and why it's interesting)

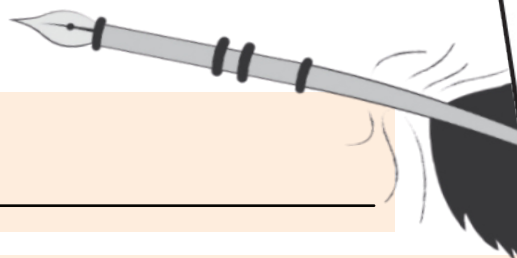
Habitat:

Diet:


Enemies and Threats:

Special Adaptations: (how their bodies are suited to water and land)

Other interesting facts:



Sketch a capybara.





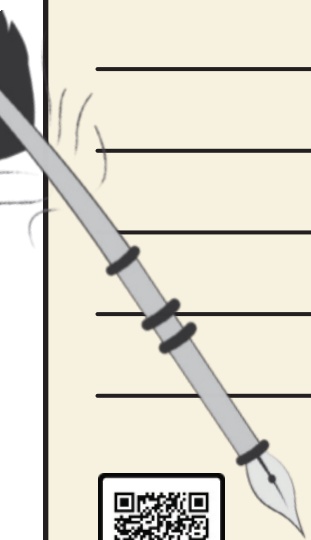
Illustrations © Rumbidzai Savanhu, 2025

10
CHILDREN
WHO CHANGED
THE WORLD



PERSUASIVE LETTER WRITING

After reading about Mary Prince Daniels, write a persuasive letter to a Member of Parliament about a cause that is close to your heart.



SCAN ME

Discover more books at
HachetteChildrens.co.uk



Discover more resources at
HachetteSchools.co.uk



SCAN ME



Illustrations © Rumbidzai Savanhu, 2025

10
CHILDREN
WHO CHANGED
THE WORLD



OMOBA INA'S MAP

After reading about Omoba Ina, use an atlas to find the places that she went to and colour them in on the map below. Use a ruler to draw a line that joins the correct label to the country on the map.



SCAN ME

Discover more books at
HachetteChildrens.co.uk



Discover more resources at
HachetteSchools.co.uk



SCAN ME



Illustrations © Rumbidzai Savanhu, 2025

10
CHILDREN
WHO CHANGED
THE WORLD



PHILLIS WHEATLEY POEM

After reading about Phillis Wheatley, write your own poem inspired by her. Think about the themes of freedom, learning, hope and resilience. Use strong images, feelings and ideas, just as Phillis did in her writing.



Discover more books at
[HachetteChildrens.co.uk](https://www.hachettechildrens.co.uk)



Discover more resources at
[HachetteSchools.co.uk](https://www.hachetteschools.co.uk)





PERSUASIVE PAMPHLET

After reading about Quobna Ottobah Cugoano, create a pamphlet to support a cause that is important to you. In the past, abolitionists made pamphlets to share their message and persuade people to support the end of slavery. They used powerful words, facts, and images to inspire change.

You will create your own persuasive pamphlet about a cause that is close to your heart. This could be something like:

Protecting animals or the environment

Helping people in need

Supporting friendship and inclusion

Stopping bullying



Discover more books at
[HachetteChildrens.co.uk](https://www.HachetteChildrens.co.uk)



Discover more resources at
[HachetteSchools.co.uk](https://www.HachetteSchools.co.uk)



<div></div>	<div></div>
<div></div>	<div></div>
<div></div>	<div></div>



Discover more books at
HachetteChildrens.co.uk



Discover more resources at
HachetteSchools.co.uk





Illustrations © Rumbidzai Savanhu, 2025

10
CHILDREN
WHO CHANGED
THE WORLD



After reading *TEN Children Who Changed the World* by Paterson Joseph, use the internet or books to find out information about a different important person from Black history.

What was their name?




When did they live?

Where were they born?

What did they do that made them well known?



What was their early life like?



How did they change the world?



SCAN ME

Discover more books at
[HachetteChildrens.co.uk](https://www.hachettechildrens.co.uk)



Discover more resources at
[HachetteSchools.co.uk](https://www.hachetteschools.co.uk)



SCAN ME



10
CHILDREN
WHO CHANGED
THE WORLD

Can you use what you've found out to write a biography of this person?


Handwriting practice area with horizontal lines and a quill pen illustration on the right.



Discover more books at
HachetteChildrens.co.uk




Discover more resources at
HachetteSchools.co.uk





Illustrations © Rumbidzai Savanhu, 2025

10
CHILDREN
WHO CHANGED
THE WORLD



ESCAPE STORYBOARD

After reading about William Brown, complete a storyboard to retell William's story with pictures and words.

Decide how you will tell the story using six pictures and captions.





SCAN ME

Discover more books at
[HachetteChildrens.co.uk](https://www.hachettechildrens.co.uk)



Discover more resources at
[HachetteSchools.co.uk](https://www.hachetteschools.co.uk)



SCAN ME



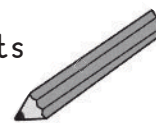
Illustrations © Rumbidzai Savanhu, 2025

10
CHILDREN
WHO CHANGED
THE WORLD



CHARTIST POSTER

After reading about William Cuffay, design a poster that supports the Chartist movement that he was heavily involved in.



Your poster should show one or more key messages, such as votes for all men, fair wages, or social justice. Use bright colours, clear writing, and include pictures, symbols, or slogans to get your message across.



SCAN ME

Discover more books at
[HachetteChildrens.co.uk](https://www.hachettechildrens.co.uk)



Discover more resources at
[HachetteSchools.co.uk](https://www.hachetteschools.co.uk)



SCAN ME

Resources created by



Teacher's Pet



Discover more books at
[HachetteChildrens.co.uk](https://www.hachettechildrens.co.uk)



Discover more resources at
[HachetteSchools.co.uk](https://www.hachetteschools.co.uk)

