

Teaching Notes & Resources

Early Years

Themes: Family | Starting school | Growing Up | Empathy


[View the full series](#)



SCAN ME

CAPTION WRITING

THE
CAMEL
WHO HAD THE HUMP



Communication, Language and Literacy

Comprehension

- Who are the main characters in the story?
- Where do you think the story is set? What clues can we find for this in the story?
- How does Cuthbert feel at the start of the story?
- What happens to Cuthbert on his journey?
- Who does he meet and what do they teach him?
- How does Cuthbert feel at the end of the story?
- What has he learned?

Discussion Questions

- What makes you feel grumpy like Cuthbert?
- How do you get yourself 'un-grumped'?
- What could you do to help cheer a friend up?


Caption Writing

- What is happening in this part of the story?
- Write a caption.




Story Sequencing

- Can the children order the main events of the story?
- Can they retell the story in their own words?



Speech and Thought Bubbles

- What do you think Cuthbert is thinking?




Personal Social and Emotional Development

What makes me grumpy?

Cuthbert had the hump, he was in a grump! But after meeting Jon the jerboa and asking for help to feel happy, he soon realised that he always had a choice; he gets to decide to choose a smile and let happiness out.

In this activity, children can reflect on what makes them feel grumpy like Cuthbert. Can they draw their face when they are in a grump? How does it make them feel inside? What makes them stop feeling grumpy and feel happy instead? Can they draw their face when they are happy? How does happiness make them feel on the inside?



Phonics

A Camel with 3 Humps

Using a picture of a camel with 3 humps, write a sound inside each of the humps. Can the children blend the sounds together to read the CVC word?

For children working at an early phase 2 level, use a picture of Cuthbert and write an initial sound inside the hump. What is the initial sound? What do we know that starts with that initial sound?

Rhyming words

Identify rhyming words in the story and find rhyming pairs e.g. yawn/dawn; day/play; walk/talk; hump/grump; hot/plot; clan/can; beg/leg; groan/alone; shouldn't/couldn't; one/gone; bleak/squeak; slowing/going; stuck/luck. What other words can the children think of that rhyme?

Sand mark making

Use sand for children to practise upper and lowercase letter formation.

Can the children correctly say and form each letter? Can they think of any animals or objects that start with that letter/initial sound?

Draw and label

Can the children draw an image of a camel and then label the image using phonics knowledge? Camel, hump, hoof, tail, ears, fur – look for the use of initial sounds and blending sounds. Can they talk to you about what they have written?



Expressive Arts and Design

Camel Silhouette

Using orange, yellow and pink tissue paper, can the children create a sunset for Cuthbert? Glue the tissue paper to white paper and cut out a circle. Place the circle on top of black card. Cut out a camel shape using the black card and place on top of the sun to create a sunset camel silhouette.

Junk Modelling Camel

Provide the children with a range of 'junk' materials such as yoghurt pots, small cardboard boxes, empty tubs etc and materials they can use to join their model together such as Sellotape, ribbon, glue and masking tape. Can the children build a model of Cuthbert? What materials will they use? How will they stick the parts together?

Extend: include a design, test and evaluate process.


Understanding the World

Hot and Cold Climates

Explore photos of animals in hot and cold climates. What do we notice about animals that live in cold climates? How are they different to animals that live in warm climates?

Where does Cuthbert live?

Understanding that Cuthbert lives in a hot climate. What clues are there in the story? What do we think it is like to live there? Why do camels have humps? How do camels survive in the desert when there is no water?



Continuous Provision

Camel Footprints

Provide children with sand and different objects they can use to make camel footprints in the sand. Which tool(s) work best? How many legs do camels have? What would their footprints look like in the sand?

Desert Small World

Provide the children with sand or a desert photo backdrop and camel toys. Can the children retell the story? Can they take Cuthbert on his journey through the desert? Listen for story language repeated by the children.

Can grass grow in the sand?

Investigate planting grass seeds in soil and in sand. What happens to the seeds planted in the sand? Do they grow? Encourage the children to record their observations each day and remember to take it in turns to water the seeds. What happens if we water the seeds too much? Not enough?

Story Retelling Tuff Tray

Provide the children with sand and camel toys or characters on lollipop sticks. Can the children retell the story? Can they take Cuthbert on his journey through the desert? Listen for story language repeated by the children.




WHAT MAKES ME GRUMPY?

THE
CAMEL
WHO HAD THE HUMP



WHAT MAKES YOU FEEL

grumpy?



My grumpy face



What makes you feel happy?




My happy face



SPEECH AND THOUGHT BUBBLES

THE
CAMEL
WHO HAD THE HUMP

What do you
think Cuthbert
is thinking?



STORY SEQUENCING




^{THE}
CAMEL
WHO HAD THE HUMP

Can you order the main events of the story?




STORY SEQUENCING

THE
CAMEL
WHO HAD THE HUMP



Resources created by



Teacher's Pet



Discover more books at
[HachetteChildrens.co.uk](https://www.hachettechildrens.co.uk)



Discover more resources at
[HachetteSchools.co.uk](https://www.hachetteschools.co.uk)

