


WELCOME TO BLETCHLEY PARK!

You have been given your first task – can you fix the broken welcome sign to spell out a secret message?

P.S. The black squares stand for breaks between words.



H	I	S
O	R	
L	E	Y

F	U	N
O	O	D

W	A	L
P	A	T
B	L	E

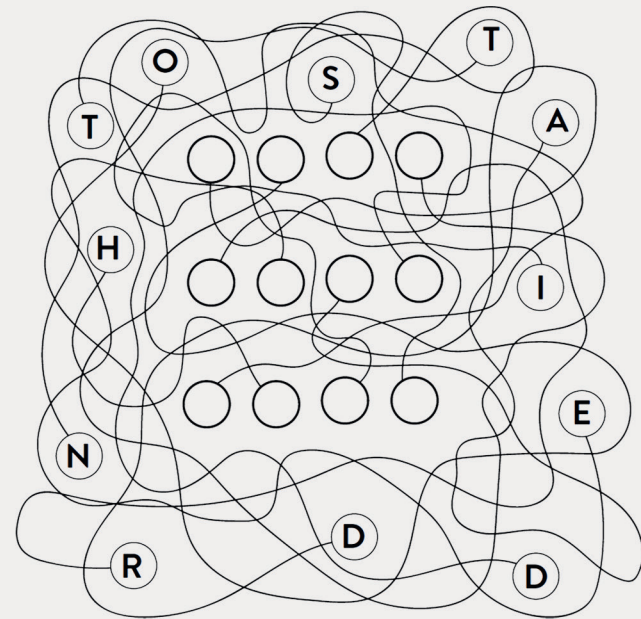
	H	A
	A	N
	L	U

K		T
H		F
T	C	H


V	E	
D		G
C	K	!

CROSSED WIRES

Follow the line from each empty circle until you come to a letter. Copy that letter into the empty circle. Transfer all the letters to form the message. Don't get your wires crossed!



YOUR ANSWER HERE



SPOT THE DIFFERENCE

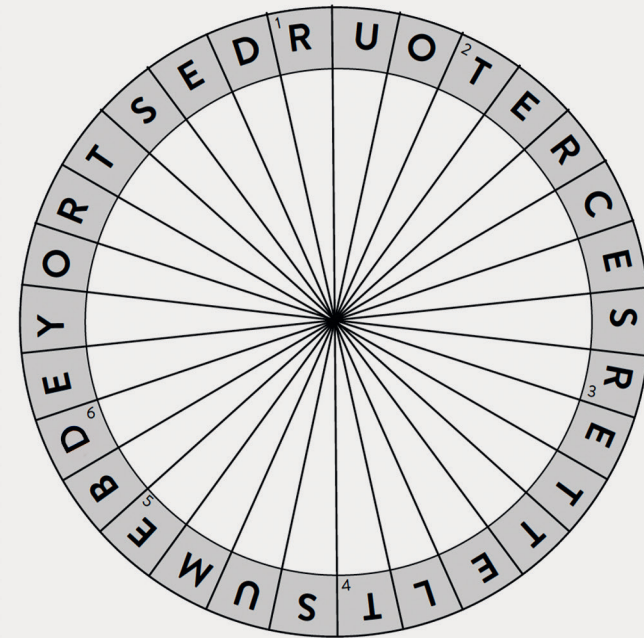
There are **SIX** differences between the two pictures of the Mansion House at Bletchley. **Can you spot the lot?**




Illustration © Allison Steinfeld, 2024

CODE RING

Here is a coded message written in a ring. It might look as though the letters make no sense, but all the letters you need to read the message are there. Look carefully at the ring, maybe in a different way.



WHAT IS THE MESSAGE?



All activities taken from *Bletchley Park Puzzles and Brain teasers For Kids*.
Want to try out more fun and challenging puzzles? Get your copy today!