

Teaching Notes & Resources

Key Stage 1

Themes: Family | Starting school | Growing Up | Empathy

[View the full series](#)




A PROMISE TO MYSELF

I promise...

The promise I am making to myself...

The promise I am making to someone I care about...

Promises are important because...





INSTRUCTION WRITING

THE
PANDAS
WHO PROMISED

After reading *The Pandas Who Promised*, imagine you are Popo and write a set of instructions for saving your sister from a snow leopard.

HOW TO SAVE YOUR SISTER FROM A SNOW LEOPARD

You will need:



●

●

●

Instructions:

1.

2.

3.

4.

5.



WHERE IS THE STORY SET?

THE
PANDAS
WHO PROMISED



WHAT CAN YOU SEE?

WHAT ANIMALS CAN YOU SPOT?

WHAT COLOURS ARE USED?

I think this book is set in... _____

I think this because...



CAN YOU
MARK IT ON
THE MAP?



HABITAT – DESERT

THE
PANDAS
WHO PROMISED



Resources based on the *The Pandas Who Promised* by Rachel Bright and Jim Field

HABITAT – MOUNTAINS

THE
PANDAS
WHO PROMISED



Resources based on the *The Pandas Who Promised* by Rachel Bright and Jim Field

HABITAT – SAVANNA

THE
PANDAS
WHO PROMISED



Resources based on the *The Pandas Who Promised* by Rachel Bright and Jim Field

HABITAT – TROPICAL

THE
PANDAS
WHO PROMISED



Resources based on the *The Pandas Who Promised* by Rachel Bright and Jim Field

HABITAT – BOREAL FOREST

THE
PANDAS
WHO PROMISED



Resources based on the *The Pandas Who Promised* by Rachel Bright and Jim Field

HABITAT – WOODLAND

THE
PANDAS
WHO PROMISED



Resources based on the *The Pandas Who Promised* by Rachel Bright and Jim Field

HABITAT – OCEAN

THE
PANDAS
WHO PROMISED



Resources based on the *The Pandas Who Promised* by Rachel Bright and Jim Field

HABITAT – OUTBACK

THE
PANDAS
WHO PROMISED



Resources based on the *The Pandas Who Promised* by Rachel Bright and Jim Field

ANIMAL FACT FILE

THE
PANDAS
WHO PROMISED



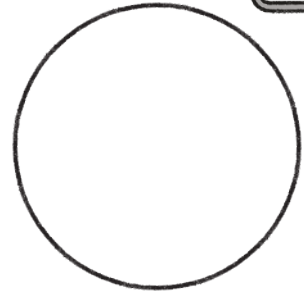



Name of animal:

Location:



Diet:

Find four foods this animal eats and draw them inside each circle.



Did you know?

CURRICULUM MAP

THE
PANDAS
WHO PROMISED

Literacy

Thought Bubbles

Using scenes from *The Pandas Who Promised* with blank thought bubbles, children must come up with appropriate words and phrases that characters might think, helping to expand their vocabulary. By imagining what a character might think, children practise using language expressively, which is key to both spoken and written communication. It will also encourage children to understand the characters' emotions, motivations, and actions, deepening their comprehension of the story.




Story Sequencing

Children will be given a selection of images from the book which must be sequenced in the correct order to layout the key points of the story. By arranging pictures in the correct order, children develop an understanding of narrative structure—beginning, middle, and end. This is fundamental to their comprehension of how stories are constructed. This activity also reinforces children's ability to recall and retell a story accurately, which is a key comprehension skill.



Rhyming

This matching activity will require children to be given rhyming words from the book that are written on cards. They will need to find the words that rhyme and pair them together. It will strengthen children's ability to decode unfamiliar words by recognising familiar sound patterns. This will also expand their vocabulary as they encounter less common words that rhyme with familiar ones.



Discussion Questions

These questions will encourage children to understand the plot, characters and themes of *The Pandas Who Promised* more deeply.

Why did Ketu disobey her mother?
Why did Popo decide to follow her?

How did Popo rescue Ketu? What words would you use to describe Popo?

What did Popo and Ketu learn from their adventure?

Why is it important to keep your promise?

Vocabulary

When Ketu and Popo encounter the snow leopard, Rachel Bright uses lots of verbs to bring the action to life.

Read through the part of the story where Ketu trips and skids towards the snow leopard and also when Popo comes to the rescue. After recapping what verbs are, challenge children to identify any verbs. Ask children to explain why the verbs are so important to that part of the story.

Pick out some different verbs and ask children to suggest alternative verbs that Rachel Bright could have used.

CURRICULUM MAP

THE
PANDAS
WHO PROMISED

How to Save Your Sister From a Snow Leopard

In The Pandas Who Promised, Ketu and Popo have a dramatic and very dangerous encounter with a snow leopard.

Challenge children to write instructions for saving your sister from a snow leopard, basing them on the action that occurred at that point of the story.

Phonics

Phase 4: Sentence Scramble

- Write a simple sentence inspired by the story (e.g., "The pandas sat on the grass.") on individual word cards.
- Scramble the cards and ask the children to rearrange them to form the correct sentence.
- After reconstructing the sentence, they can read it aloud and even try writing their own sentence using similar Phase 4 decodable words.

Phase 5: Rhyming using Phase 5 graphemes

- After reading a rhyming passage from the story, write one of the rhyming words on the board (e.g., "play", "hear").
- Ask the children to come up with other words that rhyme with it using Phase 5 graphemes (e.g., "stay" and "near").
- Ask them to write their own rhyming couplets using the original word and the rhyming word they thought of.


PSHE

Our Class Promise

You can reflect on the promises that the children can keep to each other and to their teacher in a group discussion. If you wanted to write down some of the ideas, you could then create a display or reflection corner in your classroom where children can be reminded of the promises they have made to each other and to the class, with an emphasis on kindness and respect.

A Promise to Myself

In this activity, children will commit to making a promise to themselves. Their promise could be to change a habit or trait that they want to improve, or it might be a skill or goal they want to achieve in the future with hard work and dedication. Afterwards, they will make a promise to their parent or guardian and think about why this promise is important to them.



CURRICULUM MAP

THE
PANDAS
WHO PROMISED

Topics

Geography – Where is the book set?

In this activity, children will have to analyse one of the illustrations from the book and use it to estimate what kind of habitat they think it is. They should be encouraged to discuss what they see in the illustration, such as physical features and other wildlife. They will then match their location to one of the habitat cards provided and write about the evidence that's drawn them to that choice.



Geography – Come and Visit Popo and Ketu!

In this activity, the children will need to use the scenes from the book to reflect on what the character's habitat is like. They could write several descriptive words to describe the habitat and then use these words in sentences to create a letter from this character's perspective, inviting someone to come and visit their habitat.

Science – Red Panda Nocturnal Animals

Children will learn about what a nocturnal animal is. They will compare different nocturnal animals found around the world, for example, a red panda to a hedgehog.

Science – Animal Fact File

In this activity, children will need to research one of the main animals from within the book. They will need to find out what animal it is, where they can be found and several other interesting facts about that animal.

Science – Animal Specific Adaptation

Children need to research and find out why the animal from the book is well suited for its habitat. You could discuss their physical attributes, diet and their daily life.

Cherry Blossom Art

Using coloured tissue, children can create their own cherry blossom tree inspired by the scenery in the book. Easy to achieve, the children need to first draw a sunset using watercolours and then add their branch into view. Little balls of tissue can then be added to resemble the delicate flowers.

Class Display – Prayer Flags

You can create a hanging display for your classroom, inspired by the prayer flags that feature in the illustrations of the book. Children could write a prayer on each flag, or a promise relating to being kind and respectful towards others.



RHYMING CARDS

Cut out the rhyming cards and see if you can find the matching rhyming words.
Can you think of any other words that they rhyme with?



billows

Resources based on the The Pandas Who Promised by Rachel Bright and Jim Field



thrill

Resources based on the The Pandas Who Promised by Rachel Bright and Jim Field



yawn

Resources based on the The Pandas Who Promised by Rachel Bright and Jim Field



waste

Resources based on the The Pandas Who Promised by Rachel Bright and Jim Field



still

Resources based on the The Pandas Who Promised by Rachel Bright and Jim Field



forever

Resources based on the The Pandas Who Promised by Rachel Bright and Jim Field




taste

Resources based on the The Pandas Who Promised by Rachel Bright and Jim Field



dawn

Resources based on the The Pandas Who Promised by Rachel Bright and Jim Field



together

Resources based on the The Pandas Who Promised by Rachel Bright and Jim Field




pillows


Resources based on the The Pandas Who Promised by Rachel Bright and Jim Field

STORY SEQUENCING


Cut out the pictures and put them in order.

Write a caption for each picture to explain what is happening.














STORY SEQUENCING

THE
PANDAS
WHO PROMISED



THOUGHT BUBBLES

THE
PANDAS
WHO PROMISED

Complete the thought bubbles to show what you imagine the characters might be thinking.



Resources created by



Teacher's Pet



Discover more books at
HachetteChildrens.co.uk



Discover more resources at
HachetteSchools.co.uk

