

Teaching Notes & Resources

Key Stage 1

Themes: Family | Starting school | Growing Up | Empathy

[View the full series](#)



ANIMAL FACT FILE

THE
GECKO
AND THE ECHO



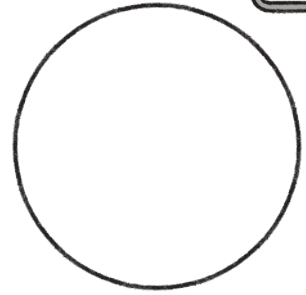



Name of animal:

Location:



Diet:

Find four foods this animal eats and draw them inside each circle.



Did you know?

CURRICULUM MAP

THE
GECKO
AND THE ECHO

Literacy

Speech and Thought Bubbles




Using scenes from *The Gecko and the Echo* with blank speech and thought bubbles, children must come up with appropriate words and phrases that characters might say or think, helping to expand their vocabulary. By imagining what a character might say or think, children practise using language expressively, which is key to both spoken and written communication. It will also encourage children to understand the characters' emotions, motivations, and actions, deepening their comprehension of the story.

Story Sequencing

Children will be given a selection of images from the book which must be sequenced in the correct order to layout the key points of the story. By arranging pictures in the correct order, children develop an understanding of narrative structure—beginning, middle, and end. This is fundamental to their comprehension of how stories are constructed. This activity also reinforces children's ability to recall and retell a story accurately, which is a key comprehension skill.

Rhyming

This matching activity will require children to be given rhyming words from the book that are written on cards. They will need to find the words that rhyme and pair them together. It will strengthen children's ability to decode unfamiliar words by recognising familiar sound patterns. This will also expand their vocabulary as they encounter less common words that rhyme with familiar ones.



Discussion Questions

These questions will encourage children to understand the plot, characters and themes of *The Gecko and the Echo* more deeply.

What words would you use to describe Goldy?

Why did the animals get fed up with him? How would you feel if someone else was behaving like that?

What did Goldy's echo teach him? How did it change his mind?


Can you think of any times when you have been kind to others? How did it make you feel?

Vocabulary

In The Gecko and the Echo, Goldy goes through a transformation in his personality.

Read these words and ask children to decide if they describe his personality at the start or the end of the story. The words are: selfish, gentle, loud, annoying, kind, polite, vain, inclusive, rude and caring.

Now ask children to write their own lists of words to describe Goldy before and after his transformation.




CURRICULUM MAP

THE
GECKO
AND THE ECHO

Letter of Apology

In The Gecko and the Echo, Goldy realises that he has not been his best self after hearing his echo.

Ask children to write a letter from the perspective of Goldy apologising to his friends for the way that he was behaving. They should explain what he did wrong, why he is sorry and how he will be better in future.



Phonics

Phase 4: Consonant clusters (consonant blends or adjacent consonants)

- Provide children with simple sentences inspired by the story that include words with Phase 4 consonant clusters (e.g., "The gecko is on the sand.").
- Ask them to add "sound buttons" under each letter or cluster (dots for single sounds, dashes for blends) to help them segment and blend the sounds before reading the sentence aloud.

Phase 5: Alternative spellings for the 'ai' sound.

- Ask children to find words in the book that include the 'ai' sound. (They are, tail, trail, wailing, pain, day, way, says, always, play, bay, sashay, great, greatness, waking, they, fateful, take, came, fame, inspiration, changed and babies).
- Give children cards to write down the different graphemes that can make that sound (e.g., 'ay', 'ey', 'a-e').

PSHE

Kindness Helps

In this activity, children will reflect on a time that they have shown kindness to someone else. They will need to write about how they felt and how the person might have felt when they showed them kindness. They will then need to write 3 ways that we can be kind to others.

Gecko Goodness!

You can set up a 'secret Santa' style bucket in the classroom with all the children's names inside. Each child can take it in turns to pull out a name and keep it secret. On a leaf template next to the bucket, children will need to write a kind message for their secret Gecko pick to read. They can then share out the leaves at the end of the day.




CURRICULUM MAP

THE
GECKO
AND THE ECHO

Topics

Geography – Where is the book set?

In this activity, children will have to analyse one of the illustrations from the book and use it to estimate what kind of habitat they think it is. They should be encouraged to discuss what they see in the illustration, such as physical features and other wildlife. They will then match their location to one of the habitat cards provided and write about the evidence that's drawn them to that choice.



Geography – Come and Visit Goldy!

In this activity, the children will need to use the scenes from the book to reflect on what the character's habitat is like. They could write several descriptive words to describe the habitat and then use these words in sentences to create a letter from this character's perspective, inviting someone to come and visit their habitat.

Science – Animal Fact File

In this activity, children will need to research one of the main animals from within the book. They will need to find out what animal it is, where they can be found and several other interesting facts about that animal.

Science – Animal Specific Adaptation

Children need to research and find out why the animal from the book is well suited for its habitat. You could discuss their physical attributes, diet and their daily life.

PE

Create a dance routine that tells the story and shows the emotions that the characters feel throughout the book. This could be completed in small groups, or you could break the book up into sections to perform the whole story as a class.



Layered Diorama – Canyon

Ask the children to think about what colours are used within the story. Select card of the shades that have mentioned and create a 3D layered diorama picture of a canyon scene. Place a cut out gecko at the front in silhouette. Can they create an illusion of distance in their art piece?











KINDNESS HELPS OTHERS

I can show
kindness

I am kind towards... _____



I can show kindness by being...



LETTER OF APOLOGY

THE
GECKO
AND THE ECHO

Imagine you are Goldy and write a letter to the other animals saying sorry for the way you had been behaving. Write about what you did wrong, why you are sorry and how you will be better in future.



A large rectangular area with horizontal lines for writing, framed by a pink border. The left and right sides of the border are decorated with green leaves and vines. The bottom right corner features a cartoon illustration of a yellow and green gecko with large blue eyes, holding a pink ukulele.

Handwriting practice lines for a letter of apology. The page features 18 horizontal lines. The first 15 lines are for the main body of the letter. The last 3 lines are for a signature and name. The page is decorated with green leaves and vines along the top and right edges, and cartoon gecko characters at the bottom corners.

Cut out the rhyming cards and see if you can find the matching rhyming words.
Can you think of any other words that they rhyme with?



crowd

Resources based on the *The Gecko and the Echo* by Rachel Bright and Jim Field



croon

Resources based on the *The Gecko and the Echo* by Rachel Bright and Jim Field



soon

Resources based on the *The Gecko and the Echo* by Rachel Bright and Jim Field



loud

Resources based on the *The Gecko and the Echo* by Rachel Bright and Jim Field



out

Resources based on the *The Gecko and the Echo* by Rachel Bright and Jim Field



echo

Resources based on the *The Gecko and the Echo* by Rachel Bright and Jim Field



gecko

Resources based on the *The Gecko and the Echo* by Rachel Bright and Jim Field



behind

Resources based on the *The Gecko and the Echo* by Rachel Bright and Jim Field



kind

Resources based on the *The Gecko and the Echo* by Rachel Bright and Jim Field



shout

Resources based on the *The Gecko and the Echo* by Rachel Bright and Jim Field

SPEECH AND THOUGHT BUBBLES

THE
GECKO
AND THE ECHO


Complete the speech and thought bubbles to show what you imagine the characters might be thinking or saying.



STORY SEQUENCING

Cut out the pictures and put them in order.

Write a caption for each picture to explain what is happening.













STORY SEQUENCING

THE
GECKO
AND THE ECHO



THE GECKO AND THE ECHO



WHAT COLOURS ARE USED?

I think this because...



HABITAT – DESERT

THE
GECKO
AND THE ECHO



Resources based on the *The Gecko and the Echo* by Rachel Bright and Jim Field

HABITAT – MOUNTAINS

THE
GECKO
AND THE ECHO



Resources based on the *The Gecko and the Echo* by Rachel Bright and Jim Field

HABITAT – SAVANNA

THE
GECKO
AND THE ECHO



Resources based on the *The Gecko and the Echo* by Rachel Bright and Jim Field

HABITAT – TROPICAL

THE
GECKO
AND THE ECHO



Resources based on the *The Gecko and the Echo* by Rachel Bright and Jim Field

HABITAT – BOREAL FOREST

THE
GECKO
AND THE ECHO



Resources based on the *The Gecko and the Echo* by Rachel Bright and Jim Field

HABITAT – WOODLAND

THE
GECKO
AND THE ECHO



Resources based on the *The Gecko and the Echo* by Rachel Bright and Jim Field

HABITAT – OCEAN

THE
GECKO
AND THE ECHO



Resources based on the *The Gecko and the Echo* by Rachel Bright and Jim Field

HABITAT – OUTBACK

THE
GECKO
AND THE ECHO



Resources based on the *The Gecko and the Echo* by Rachel Bright and Jim Field

Resources created by



Teacher's Pet



Discover more books at
HachetteChildrens.co.uk



Discover more resources at
HachetteSchools.co.uk

