

Enid Blyton

THE FAMOUS FIVE

Notes and activities for teachers and librarians to use with students in KS1

Use these resources if you're reading *The Famous Five* series by Enid Blyton as a class:

- Develop students' reading comprehension, retrieval and inference
- Encourage creative thinking and writing skills
- Explore the meaning of teamwork and friendship
- Inspire students to go outside and have an adventure

Themes: Creative Writing | English |
Reading Comprehension | Writing Skills



THE FAMOUS FIVE

Start off by: introducing the series to your class

Use the poster in this pack to show children the covers and titles of the books in *The Famous Five* series. Ask them:

- Which cover is their favourite? Why?
- What do the titles have in common?
- Which characters can they see on the covers? What are the characters doing?
- Where are the different stories set? Which setting excites them the most?

Activity Suggestion 1: Looking for Clues!

Encourage children to look at the covers again and note down any small details or clues that they can find about the stories. See who can find the most clues in your class!

Activity Suggestion 2: Asking Questions

In groups, children can choose one cover and come up with as many questions as they can based on what they can see on the cover. What would they like to find out about? What would they ask Enid Blyton?



THE FAMOUS FIVE

Activity Suggestion 3: Design a New Cover!

Set children the challenge of creating a new cover for the series. What exciting new adventure do they think the famous five will go on?

Activity Suggestion 4: Adventure Generator

Can children match up the verb/preposition and noun combinations to find some famous five book title? Use these examples to come up with a new adventurous title for *The Famous Five* series

GET INTO
GO DOWN TO
GO OFF
FALL INTO
GO TO

DEMON'S ROCKS
TO CAMP
TROUBLE
THE SEA
ADVENTURE



THE FAMOUS FIVE

Focus on: themes, ideas and events

Encourage children to think about the themes, ideas and events in the series. They can use Activity Sheet 1, the Chapter Tracker, to predict what might happen in each chapter, or they can fill it in as they read. The Chapter Tracker below has been made for *Five on a Treasure Island* but can be adapted for any story in the series.



THE FAMOUS FIVE

Story Starter!

Can children use the opening of *Five on a Treasure Island* to think of ideas for an interesting story? What exciting things could happen in the summer holidays?

'Mother have you heard about our summer holidays yet?' said Julian, at the breakfast-table. 'Can we go to Polseath as usual?'

'I'm afraid not,' said his mother. 'They are quite full up this year.'



Enid Blyton

THE FAMOUS FIVE

Focus on: the setting. Step foot on Kirrin Bay

At the end of Chapter 1 of *Five on a Treasure Island*, the characters first set eyes on Kirrin Bay. Read Extract 1 together

Ask students:

- How does Julian feel when he first sees Kirrin Bay?
- What does Dick see 'guarding the entrance of the bay'?
- What colours do you see when you read this passage?
- How does Enid Blyton create a general mood of excitement?

Challenge:

Write a postcard from one of the characters when they have just arrived at Kirrin Bay. What are their first impressions? What can they see, smell, hear, taste and touch? How do they feel about spending the summer holidays here? Encourage children to include a drawing of Kirrin Bay, Kirrin Island and Kirrin Cottage on the other side of the postcard.



THE FAMOUS FIVE

Focus on: the characters. Meet The Secret Seven

After reading a bit more, encourage children to delve into the characters.

Ask students:

- Who are the different members of 'The Famous Five'?
- How are they different from each other?
- What makes the characters good friends to each other?
- How do the members show teamwork?

Challenge:

Create a Famous Five Gallery featuring images of each member and information about their different skills and interests. If students were to cast a film of *The Famous Five*, which actors would they choose to play each member? Why?

Ask students to use activity sheet 2, The Famous Five Gallery, to share their ideas.

Encourage children to use the same grid to create their own 'famous five'. Their members can be real friends and family members or made-up characters. Ask children to consider the similarities and differences between their group members, and what makes them work together as a team.



Enid Blyton

THE FAMOUS FIVE

Generate excitement with adventurous activities inspired by the series!

It's time for children to go on their own adventure. Use the Outdoor Adventure Blyton Bingo (Activity Sheet 3) to complete activities inspired by *The Famous Five*. Children might want to keep a diary of their experiences while completing each activity. Share progress every day, week or term as a class



Enid Blyton

THE FAMOUS FIVE

Activity Sheet 1

Chapter Tracker - page 1

1.A Great Surprise	2. the Strange Cousin	3. A Peculiar Story - and a New Friend
4. An exciting afternoon	5. A Visit to the Island	6. What the Storm Did
7.Back to Kirrin Cottage	8. Exploring the Wreck	9. The Box from the Wreck
10. An Astonishing Offer	11. Off to Kirrin Island	12. Exciting Discoveries



Enid Blyton

THE FAMOUS FIVE

Activity Sheet 1

Chapter Tracker - page 2

13. Down in the Dungeons	14. Prisoners!	15. Dick to the Rescue
16. A Plan - and a Narrow Escape	17. The End of the Great Adventure	



Enid Blyton

THE FAMOUS FIVE

Extract 1

'We shan't be more than twenty minutes now, before we're at Kirrin Bay,' said Daddy. 'We've made good time. You'll see the bay soon – it's quite a big one – with a funny sort of island at the entrance of the bay.'

The children looked out for it as they drove along the coast. Then Julian gave a shout.

'There is is – that must be Kirrin Bay. Look, Dick – isn't it lovely and blue?'

'And look at the rocky little island guarding the entrance of the bay,' said Dick. 'I'd like to visit that.'

'Well, I've no doubt you will,' said Mother. 'Now, let's look out for Aunt Fanny's house. It's called Kirrin Cottage.'


They soon came to it. It stood on the low cliff over-looking the bay, and was a very old house indeed. It wasn't really a cottage, but quite a big house, built of old white stone. Roses climbed over the front of it, and the garden was full of flowers.



Enid Blyton

THE FAMOUS FIVE

Activity Sheet 2 The Famous Five Gallery




Skills:

Interests:




Skills:

Interests:



Skills:

Interests:



Skills:

Interests:



Skills:

Interests:



Enid Blyton

THE FAMOUS FIVE

Activity Sheet 3

Outdoor Adventure Blyton Bingo

Design a Picnic Make it as healthy and nutritious as you can	Make a Trail Create signs/symbols using pebbles or sticks	Create a Treasure Hunt Design a map for classmates to navigate	Look Up at the Sky Keep a weekly record of the night sky
Climb a Tree What species of tree did you choose? Why?	Ride a Bike Create a companion to encourage more cycling	Swim Outdoors Note down your feelings when swimming outside	Plan a Camping Trip Consider where, when and what you'll need
Go on a Long Walk First, plan your route. Take notes as you walk	Discover a Rock-Pool What creatures live in a rock-pool?	Make a Secret Den Take photographs to share with classmates	Plan a Story Use 'The Famous Five' adventures as inspiration



THE FAMOUS FIVE

Read all the books in the series



Enid Blyton

Enid Blyton

THE FAMOUS FIVE

Resources created by

