

Enid Blyton


MALORY TOWERS

Notes and activities for teachers and librarians to use with students in KS1

Use these resources if you're reading the *Malory Towers* series by Enid Blyton as a class:

- Develop students' reading comprehension, retrieval and inference
- Encourage creative thinking and writing skills
- Explore ideas around starting school and making friends
- Enjoy fun and midnight feasts in a boarding school setting

Themes: Creative Writing | English |
Reading Comprehension | Writing Skills



Enid Blyton

MALORY TOWERS

Start off by: introducing the series to your class

Use the poster in this pack to show children the covers and titles of the books in Malory Towers series. Ask them:

- Which cover is their favourite? Why?
- What do the titles have in common?
- Which characters can they see on the covers? What are the characters doing?
- How do they think the characters might change as the series progresses? What new challenges might they face?



Enid Blyton

MALORY TOWERS

Activity Suggestion 1: Looking for Clues!

Encourage children to look at the covers again and note down any small details or clues that they can find about the stories. See who can find the most clues in your class!

Activity Suggestion 2: Asking Questions

In groups, children can choose one cover and come up with as many questions as they can based on what they can see on the cover. What would they like to find out about? What would they ask Enid Blyton?

Activity Suggestion 3: Design a New Cover!

Set children the challenge of creating a new cover for the series. What exciting event or challenge might occur at Malory Towers?



Enid Blyton

MALORY TOWERS

Activity Suggestion 4: School Story Inventor

Can children come up with a strange or extraordinary thing that might happen in their school setting? For example, maybe a teacher wants to take over the entire school. Or maybe a new supervisor comes to school and try to steal a valuable object. Provide the following prompts to encourage children to share their ideas:

- How might the strange or extraordinary thing affect the different people in the school community?
- How could the strange or extraordinary thing also be funny?
- How would everyone need to work together to save the day?



Enid Blyton

MALORY TOWERS

Focus on: themes, ideas and events

Encourage children to think about the themes, ideas and events in the series. They can use the Activity Sheet 1, the Chapter Tracker, to predict what might happen in each chapter, or they can fill it in as they read. The Chapter Tracker has been made for *First Term at Malory Towers* but can be adapted for any story in the series



Enid Blyton

MALORY TOWERS

Story Starter!

Can children use the opening sentence of *First Term at Malory Towers* to think of ideas for an interesting story? What is a boarding school? What interesting things might happen there?

Darrell Rivers looked at herself in the glass. It was almost time to start for the train, but there was just a minute to see how she looked in her new school uniform.



Enid Blyton

MALORY TOWERS

Focus on: the setting. Step foot inside Malory Towers

In Chapter 2 of *First Term at Malory Towers*, Darrell first sees the school. Read Extract 1 together

Ask students:

- How does Alicia feel showing Darrell the view? How can you tell?
- Do you get the sense that there might be danger at Malory Towers? Why?
- What aspects of the building are hidden?
- How do you get the feeling that Malory Towers might hold many secrets?

Challenge:

Encourage students to draw Darrell's view of Malory Towers from the coach window. They should label their drawing with passages from the extract. What three words would children use to describe the scene?



MALORY TOWERS

Focus on: the characters. Meet the new boarders

After reading a bit more, encourage children to delve into the characters.

Ask students:

- Who does Darrell meet on the journey to Malory Towers?
- How are they different from each other?
- Which characters do you think might become friends? Why?
- Which characters do you think might not become friends? Why?

Challenge:

Using the information students gather about the different characters, create a Malory Towers School Yearbook using Activity Sheet 2. Children could draw each character's portrait and add in information about the different girls attending the school.



MALORY TOWERS

Focus on: the characters. Meet the new boarders

Children might even want to add an additional page to their scrapbook, nominating characters for the statements below. Can they give reasons for their choices? Can they think of any of their own statements?

Most likely to... get into trouble

Most likely to... make the most friends

Most likely to... join the Drama Club

Most likely to... become Prime Minister one day



Enid Blyton

MALORY TOWERS

Generate excitement with activities inspired by the series!

It's time for children to join Malory Towers as the newest pupil! Use the Boarding School Blyton Bingo (Activity Sheet 3) to complete activities inspired by Malory Towers. Children might want to keep a diary of their experiences while completing each activity. Share progress every day, week or term as a class!



Enid Blyton

MALORY TOWERS

Activity Sheet 1

Chapter Tracker - page 1

1. Off to Boarding School	2. Malory Towers	3. First Night and Morning
4. Miss Potts's Farm	5. The First Week Goes By	6. Alicia's Little Joke
7. Darrell Lose Her Temper	8. Darrell - and Gwendoline	9. Alicia in Trouble
10. A Strange Friendship	11. The Spider Affair	12. Sharp Words



Enid Blyton

MALORY TOWERS

Activity Sheet 1 Chapter Tracker - page 2

13. Half-term at Last!	14. A Really Lovely Day	15. A Sudden Quarrel
16. A Bad Time for Darrell	17. A Wonderful Surprise	18. Darrell and Sally
19. Sally's Plan	20. Well Done, Mary-Lou!	21. A Shock for Darrell
22. The End of Term		



Enid Blyton

MALORY TOWERS

Extract 1

They rounded a corner. Alicia nudged her arm. 'There you are, look!' Over there, on that hill! The sea is behind, far down the cliff, but you can't see that, of course.'

Darrell looked. She saw a big square-looking building of soft grey stone standing high up on a hill. The hill was really a cliff that fell steeply down to the sea. At each end of the gracious building stood rounded towers. Darrell could glimpse two other towers behind as well, making four in all. North Tower, South, East and West.


The windows shone. The green creeper that covered parts of the wall climbed almost to the roof in places. It looked like an old-time castle.





Enid Blyton


MALORY TOWERS

Activity Sheet 2 Malory Towers School Yearbook











Enid Blyton

MALORY TOWERS



Activity Sheet 3 Boarding School Blyton Bingo

Design a Midnight Feast Create the ideal feast to share with friends	Write an application to become a Head of Form What skills and qualities would you need?	Design a School Tower Consider any secret rooms or hidden passageways	Create your Dream Timetable Which subjects you most like to study at school?
Invent a Hilarious Prank! How could you make your classmates laugh?	Write a Friendship Recipe Create a recipe showing the ingredients of a good friendship	Discover your Malory Towers twin Which character is most like you? Give reasons	Create a School Uniform Design a unique uniform for a new school
Set up a new school What will it be called? What is its ethos?	Keep a school diary For a week, write down what happens and how you feel	Interview your own school community Find out who helps to run your school	Plan a School Story Use Malory Towers series as inspiration



MALORY TOWERS

READ ALL THE BOOKS IN THE SERIES



Enid Blyton

Resources created by

