

Discussion questions and activity sheets

For Key Stage 1 and 2

Themes: Creative Writing | English | Art

[Purchase The Girl at the Front of the Class](#)



Discussion Question cards

The Girl at the Front of the Class
ONJALI Q. RAUF PIPPA CURNICK

How do you think Layla felt when she joined Adam's class for the first time? Why did she feel that way?



The Girl at the Front of the Class
ONJALI Q. RAUF PIPPA CURNICK

What kind things did Adam do to make Layla feel welcome? How do you think it made her feel?



The Girl at the Front of the Class
ONJALI Q. RAUF PIPPA CURNICK

Why is it important to be a good friend to new children? What can we do to be good friends?



The Girl at the Front of the Class
ONJALI Q. RAUF PIPPA CURNICK

How did Adam include Layla? Why is it important to include everyone in our games and activities?



The Girl at the Front of the Class
ONJALI Q. RAUF PIPPA CURNICK



Discussion Question cards

The Girl at the Front of the Class
ONJALI Q. RAUF PIPPA CURNICK

What did Adam learn from his teacher, dad, and grandma about Layla? How did this help him be a better friend?

The Girl at the Front of the Class
ONJALI Q. RAUF PIPPA CURNICK

What is a refugee, and why did Layla have to leave her home? How can we help people who have had to move to a new place?

The Girl at the Front of the Class
ONJALI Q. RAUF PIPPA CURNICK

How was Layla brave in the story? Can you think of a time you had to be brave in a new situation?

The Girl at the Front of the Class
ONJALI Q. RAUF PIPPA CURNICK

What small acts of kindness can you do to make someone feel special and welcomed in our class?

The Girl at the Front of the Class
ONJALI Q. RAUF PIPPA CURNICK



Discussion Question cards

The Girl at the Front of the Class
ONJALI Q. RAUF PIPPA CURNICK

How did the colours in Layla's drawings change from the beginning to the end of the story? What do you think those colours tell us about her feelings?



The Girl at the Front of the Class
ONJALI Q. RAUF PIPPA CURNICK

How did drawing and creating stories help Layla feel better? Do you like to draw or create stories when you are feeling sad?



The Girl at the Front of the Class
ONJALI Q. RAUF PIPPA CURNICK





The
Girl at the Front of the Class

ONJALI Q. RAUF

PIPPA CURNICK

own town

friendly

10e

ad













TEEN



WAZZ UP



I can
smile.





I can say
"hello".



I can be
kind.





I can be
a friend.





Will you be my
friend?








How can I be a friend?




Key words:

| | | | | |
|------|-----|-----|------|--------|
| I | the | ask | to | they |
| them | we | can | play | friend |

The Girl at the Front of the Class
ONJALI Q. RAUF PIPPA CURNICK



Letter to Layla



Imagine that Layla came to your class. Write a letter to Layla, telling her that you would like to be her friend and what you would do together.

Dear Layla,

From


The Girl at the Front of the Class
ONJALI Q. RAUF PIPPA CURNICK



Make Someone Smile

In *The Girl at the Front of the Class* by Onjali Q. Raúf, Adam draws pictures and uses them to make a collage. When Layla sees it, she finally smiles and they become friends.

Draw a picture to give to someone special and make them smile.



The
Girl *at the* **Front** *of the* **Class**
ONJALI Q. RAÚF PIPPA CURNICK



Similes

Similes are a fun and creative way to describe things by comparing them to something else using the words "like" or "as." In *The Girl at the Front of the Class* by Onjali Q. Raúf similes are used to describe Layla when she is first introduced to the class.

Can you spot the similes?

Write 3 similes to describe a friend. You can think about what they look like, their personality, or something they are good at.

Challenge: There is another simile in the book. Can you find it?

The Girl *at the* Front *of the* Class
ONJALI Q. RAÚF PIPPA CURNICK



Story Sequencing

Cut out the pictures and sort them into the order that they happened in the story. Write a sentence underneath each one to explain what happened.













Text © Onjali Q. Rauf, 2024, Illustrations © Pippa Curnick, 2024



Story Sequencing

Cut out the pictures and sort them into the order that they happened in the story. Write a sentence underneath each one to explain what happened.



The Girl at the Front of the Class
ONJALI Q. RAUF PIPPA CURNICK



Story Summarising

Write a sentence underneath each picture to explain what happened in the story















Wordsearch

Cross out each word as you find it.

| | | | | | | | | | | |
|---|---|---|---|---|---|---|---|---|---|---|
| h | a | t | i | d | a | l | i | o | f | w |
| r | d | r | a | w | i | n | g | s | l | e |
| e | s | t | o | r | y | t | i | m | e | l |
| f | f | r | i | e | n | d | k | s | a | c |
| u | d | d | e | y | v | e | j | d | d | o |
| g | m | e | s | c | h | o | o | l | a | m |
| e | l | r | n | p | k | l | f | h | m | e |
| e | s | m | i | l | e | k | i | n | d | s |
| j | f | e | c | e | y | l | a | y | l | a |
| f | p | f | g | d | c | m | y | i | m | f |

adam

kind

smile

drawings

layla

storytime

friend

refugee

welcome

school

The Girl at the Front of the Class

ONJALI Q. RAUF

PIPPA CURNICK



Wordsearch

Answers

| | | | | | | | | | | |
|---|---|---|---|---|---|---|---|---|---|---|
| h | a | t | i | d | a | l | i | o | f | w |
| r | d | r | a | w | i | n | g | s | l | e |
| e | s | t | o | r | y | t | i | m | e | l |
| f | f | r | i | e | n | d | k | s | a | c |
| u | d | d | e | y | v | e | j | d | d | o |
| g | m | e | s | c | h | o | o | l | a | m |
| e | l | r | n | p | k | l | f | h | m | e |
| e | s | m | i | l | e | k | i | n | d | s |
| j | f | e | c | e | y | l | a | y | l | a |
| f | p | f | g | d | c | m | y | i | m | f |

adam

kind

smile

drawings

layla

storytime

friend

refugee

welcome

school


The Girl at the Front of the Class

ONJALI Q. RAUF

PIPPA CURNICK



Resources created by



Teacher's Pet



Discover more books at
HachetteChildrens.co.uk



Discover more resources at
HachetteSchools.co.uk

