


Teaching Notes and Activity Sheets

For Key Stage 2

Themes: Creative Writing | English | Critical Thinking

Purchase Impossible Things






How would they fit into everyday life? What might happen if they came to your school? What adventure might you have together?

Write an adventure story that involves you encountering your favourite fictional character.

[illegible]



HOW TO FIND NESSIE

IF YOU DREAM OF SEEING NESSIE WITH YOUR OWN EYES, THEN YOU HAVE COME TO THE RIGHT PLACE. FOLLOW THESE INSTRUCTIONS IF YOU WANT TO BECOME A REAL NESSIE HUNTER.

YOU WILL NEED:



★ _____

★ _____

★ _____

★ _____

★ _____

★ _____

INSTRUCTIONS

1. _____

2. _____

3. _____

4. _____

5. _____

6. _____



SCAN ME

Discover more books at
[HachetteChildrens.co.uk](https://www.hachettechildrens.co.uk)



Discover more resources at
[HachetteSchools.co.uk](https://www.hachetteschools.co.uk)



SCAN ME





PLANET EARTH TRAVEL BROCHURE

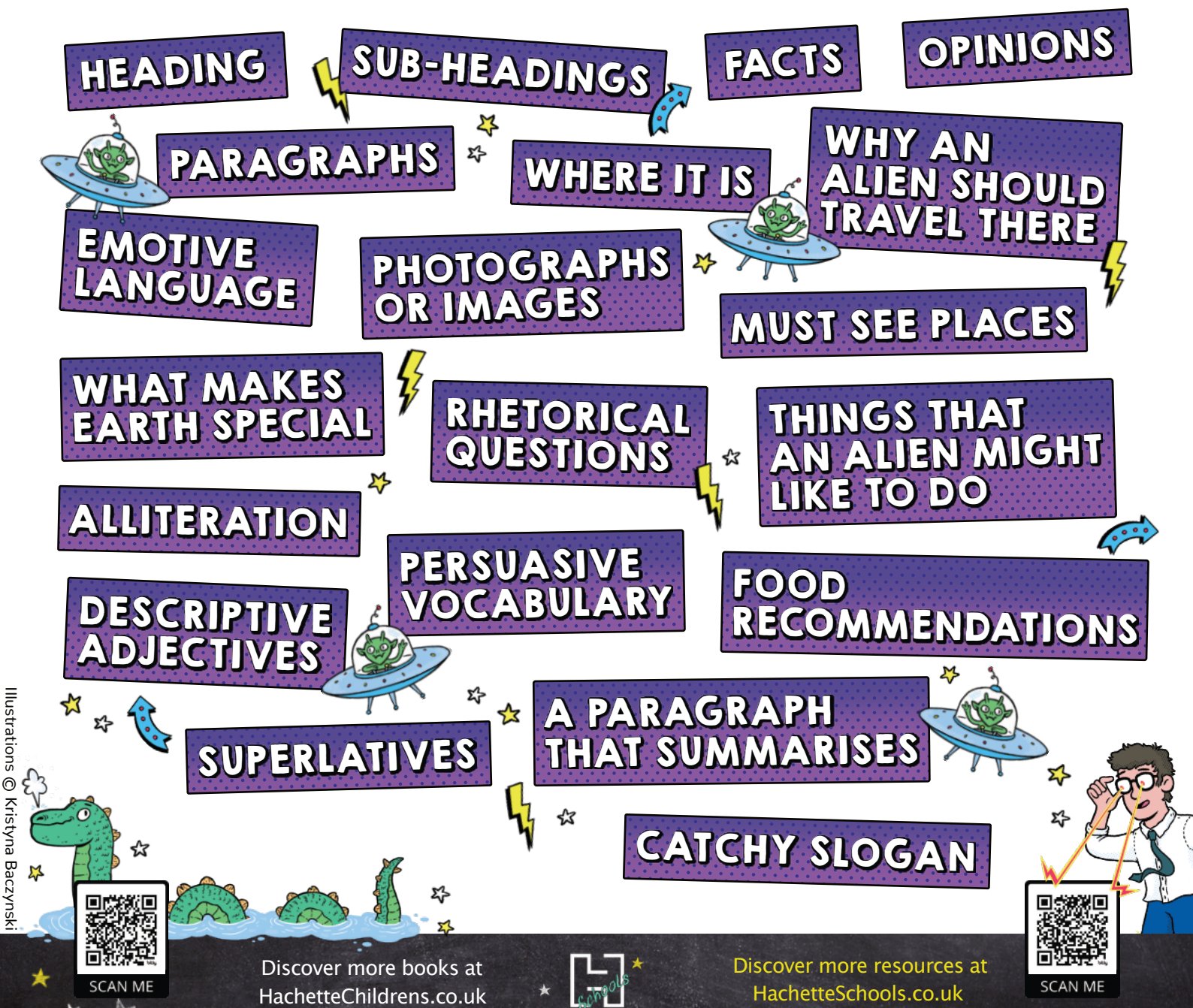
Write a persuasive travel brochure to encourage an alien to visit Earth. Think about the positive points about the location that you will want to promote.

A travel brochure persuades the reader to visit that place and provides information about things to do, places to visit and other helpful advice.

You will need to remember that you are describing Earth to an alien who may never have visited a similar planet before.



THINGS YOU COULD INCLUDE:



A large, empty rectangular box with a black border, intended for a drawing or a short story.Five horizontal lines for writing, located on the left side of the page.A rectangular box with a black border, intended for a drawing or a short story, located on the right side of the page.A rectangular box with a black border, intended for a drawing or a short story, located on the left side of the page.Five horizontal lines for writing, located on the right side of the page.Five horizontal lines for writing, located on the left side of the page.A rectangular box with a black border, intended for a drawing or a short story, located on the right side of the page.

Discover more books at
[HachetteChildrens.co.uk](https://www.hachettechildrens.co.uk)



Discover more resources at
[HachetteSchools.co.uk](https://www.hachetteschools.co.uk)





POSSIBLE OR IMPOSSIBLE

Impossible Things is jam packed full of unbelievable answers to the world's weirdest questions. Choose some of the Impossible Things from the book and decide if you think they are possible or impossible, and then explain why you think that. You could write about the existence of the Loch Ness monster, a ghost in a Tibetan hotel, the possibility of aliens, or perhaps cursed people.

IMPOSSIBLE THING:

POSSIBLE ☐

IMPOSSIBLE ☐

EXPLAIN WHY: _____

IMPOSSIBLE THING:

POSSIBLE ☐

IMPOSSIBLE ☐

EXPLAIN WHY: _____

IMPOSSIBLE THING:

POSSIBLE ☐

IMPOSSIBLE ☐

EXPLAIN WHY: _____



SCAN ME

Discover more books at
HachetteChildrens.co.uk



Discover more resources at
HachetteSchools.co.uk



SCAN ME



TIME TRAVELLING

If you could travel back in time, when and where would you visit?
What would you do?

LOCATION:

DATE:

What would you see?

What would you do?

What impact would your visit have on the present day or the future?



IMPOSSIBLE THINGS

WORDSEARCH



**CURSED
DINOSAUR
HAUNTED
ROSWELL
ALIENS**

**LOCH NESS
CRYPTOZOOLOGY
BHUTAN
YETI
MONGOLIA**

**GHOST
SAUSAGE ROLL
YOGIBOGEYBOOK
TELEPATHY
ZOMBIE**



SCAN ME

Discover more books at
HachetteChildrens.co.uk



Discover more resources at
HachetteSchools.co.uk

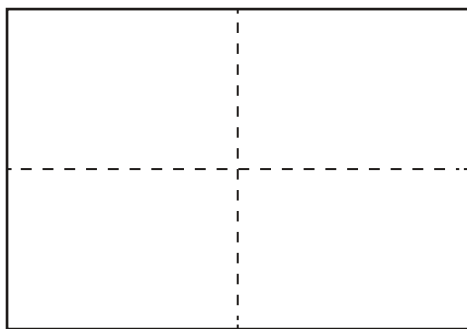


SCAN ME

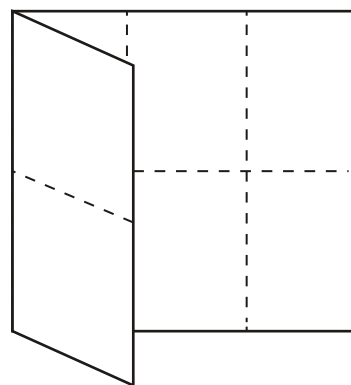


HOW TO FOLD YOUR BOOKLET

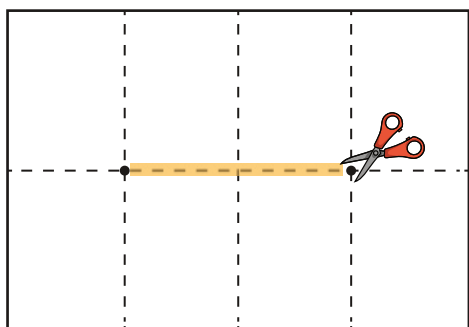
Create your own YOGIBOGEYBOOK using the template. You can use it to write down all of the weird things that you notice as you go about your day-to-day life.



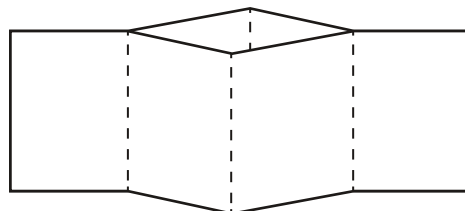
Fold your sheet in half both ways. There are lines on the booklet to help guide you.



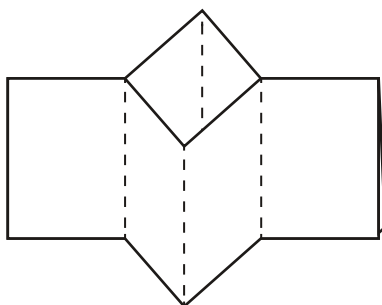
Lay your paper flat again and fold both of the short edges into the centre.



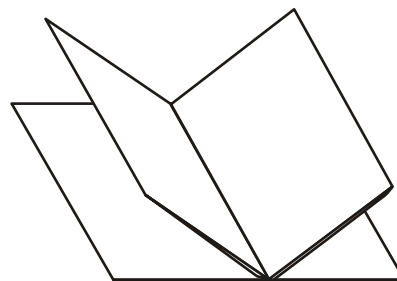
Using scissors, carefully cut along the centre fold.



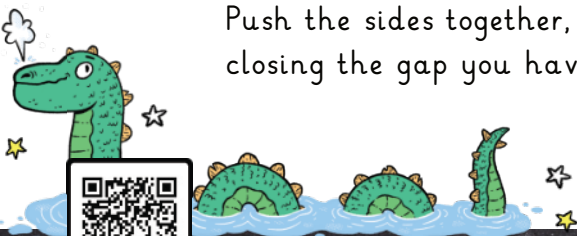
Fold the paper in half long ways, then pull the cut open.



Push the sides together, closing the gap you have cut.




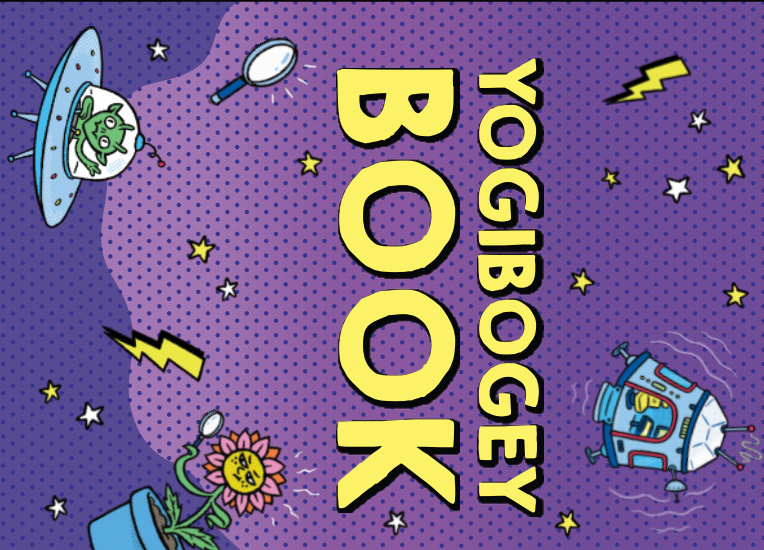
Fold the pages round so the cover is at the front. If you want your book to be extra strong, glue the insides of the pages so it holds its shape.





A PLACE TO WRITE
DOWN ALL OF THE
WEIRD THINGS THAT
YOU NOTICE AS YOU
GO ABOUT YOUR
DAY-TO-DAY LIFE.




YOGIBOGGY BOOK













From  hachette
CHILDREN'S GROUP

Answers



Discover more at HachetteSchools.co.uk




Sign up for updates



IMPOSSIBLE THINGS

WORDSEARCH ANSWERS



**CURSED
DINOSAUR
HAUNTED
ROSWELL
ALIENS**

**LOCH NESS
CRYPTOOLOGY
BHUTAN
YETI
MONGOLIA**

**GHOST
SAUSAGE ROLL
YOGIBOGEYBOOK
TELEPATHY
ZOMBIE**



SCAN ME

Discover more books at
HachetteChildrens.co.uk



Discover more resources at
HachetteSchools.co.uk



SCAN ME

Resources created by



Teacher's Pet



Discover more books at
HachetteChildrens.co.uk



Discover more resources at
HachetteSchools.co.uk

