

CALL THE PUFFINS!

Draw Your Own Puffin


Use the 8 simple steps below to draw your puffin.

Why not give your puffin a uniform, badge and hat?




1

First, the head.
Find something round
and draw round it.



2

Now a bigger circle
to make the body.



3

Add a beak.



3

Eyes on the side
of the head.



4

Add some feet.



5

Now some wings.




6

Put a hat on
the head.



7

Add a badge
on the chest.



Team puffin, always ready
to fly to the rescue!

@WelbeckKids #CallthePuffins



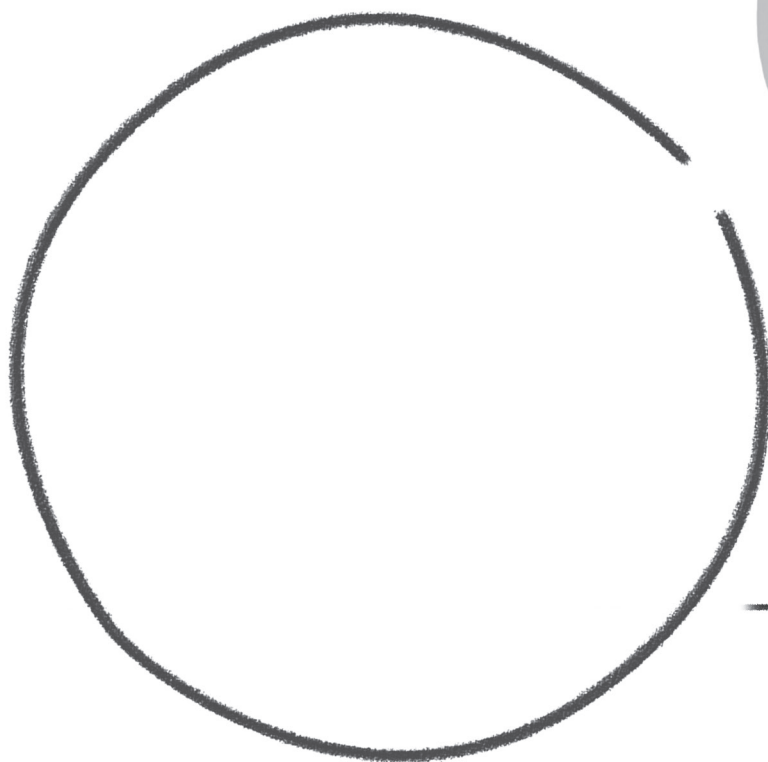

Text © Cath Howe 2023
Illustrations © Ella Okstad 2023

CALL THE PUFFINS!


Make Your Own Badge

Muffin and Tiny are presented with Rock Solid badges at the end of the story.

Now that you know how to draw a puffin, invent a new badge and draw your puffin on it.



Give your badge a name.
What would the puffins have to do to practise for your badge?



Team puffin, always ready to fly to the rescue!

@WelbeckKids #CallthePuffins





Text © Cath Howe 2023
Illustrations © Ella Okstad 2023

CALL THE PUFFINS!

Welcome to
THE ISLAND OF EGG

Look carefully at the map
of the Island of Egg below.

What sort of things
might happen in the
different places?



Team puffin, always ready
to fly to the rescue!


@WelbeckKids #CallthePuffins




Text © Cath Howe 2023
Illustrations © Ella Okstad 2023

CALL THE PUFFINS!

Create your
own book cover



Think of an exciting
new rescue for the
puffin team and draw
a new book cover
with the book title
you have chosen.



Team puffin, always ready
to fly to the rescue!

@WelbeckKids #CallthePuffins



Text © Cath Howe 2023
Illustrations © Ella Okstad 2023

CALL THE

on

A black and white line drawing of a clipboard. The clipboard has a rectangular sheet of paper attached to it with a metal clip at the top. A quill pen is resting diagonally across the paper. The drawing is simple, with bold outlines and some shading to indicate depth.

This image shows a single sheet of white paper with horizontal ruling lines. The lines are evenly spaced and run across the width of the page. There is no handwriting or other markings on the paper.

**CALL THE
PUFFINS!**

Written by
Cath Howe

Illustrated by Ella Okstad

Team puffin, always ready
to fly to the rescue!

@WelbeckKids #CallthePuffins



Text © Cath Howe 2023
Illustrations © Ella Okstad 2023

CALL THE PUFFINS!

Wordsearch

Can you find and circle the words below in the grid? They may be horizontal or vertical, cross them out when you find them.

S	H	I	N	E	T	O	W	E	R	N
P	S	F	G	L	A	F	B	C	A	J
L	H	B	U	R	R	O	W	F	M	K
A	G	E	K	O	B	P	A	M	U	L
S	E	A	F	C	J	N	O	S	F	V
H	B	K	P	K	S	V	R	A	F	U
Z	V	S	U	I	B	G	C	N	I	B
A	B	V	C	R	X	B	T	I	N	Y
Z	P	G	U	I	C	O	E	N	V	R
U	N	F	L	A	P	P	A	B	L	E
C	S	Q	X	O	U	Z	M	L	O	V

SPLASH

BEAK

ROCK

SHINE TOWER

BURROW


MUFFIN

TINY

TEAM

UNFLAPPABLE

SEA



Team puffin, always ready to fly to the rescue!

@WelbeckKids #CallthePuffins



Text © Cath Howe 2023
Illustrations © Ella Okstad 2023


CALL THE PUFFINS!

Muffin's feelings

An empathy-based class activity

Read through the story and discuss these questions together.

1. On pages 12 and 13 Muffin is wondering about her feet. She thinks that the other new cadets might laugh at them. Find words to describe how Muffin is feeling. Was Dad right to suggest she should stand with one foot over the other? Mum says Dad's idea is silly. What do you think?
2. On pages 14 and 15, Muffin thinks she might not find a friend. How is she feeling? What would you say to Muffin to make her feel better?
3. On pages 46 and 47, Muffin is finding it hard to get to sleep. Why do you think she is finding it difficult?
4. On pages 44 and 45 Muffin gets lost in the burrows. How does she feel when she bumps into the older puffin?
5. On 47–53, all the new recruits listen to Kintyre telling a story. What is the story about? How did Muffin feel when the story was over?
6. Look at the picture on page 63 of silly flapping. How do you think the puffins feel when they are silly flapping?
7. On pages 70–77 the recruits are training on wobble boards. How does Muffin feel when she starts doing this activity and why do her feelings change?
8. On pages 84 and 85 Muffin remembers being lost. It felt like a chill worse than winter. What sort of feeling is this?
9. On pages 89–93 Muffin is on the cliffs in the dark and hears a noise down below. Why does she say "I have to do this"?
10. When is Muffin most happy? Talk about what makes you happy?
11. How did Muffin's story make you feel?
12. What was your favourite part of the book?
13. What do you think UNFLAPPABLE means? How has Muffin changed after her adventure?



Team puffin, always ready
to fly to the rescue!

@WelbeckKids #CallthePuffins



Text © Cath Howe 2023
Illustrations © Ella Okstad 2023

CALL THE PUFFINS!




All About Friends

Muffin and Tiny become best friends in Call the Puffins. They enjoy making up this song together.

*Shake your feathers, it's a brand new day.
That's how you blow your worries away.
Shake your feathers, it's the darkest night.
When you're with a friend, you'll be all right!*

When Muffin is running out of puff, she hears Tiny singing the song they made up. How do you think this make a difference? What do you think happens to Muffin when Tiny reaches down to her with his wings?

What makes someone a friend? What kinds of things do friends do together?
How can having a friend help to blow your worries away?



Team puffin, always ready
to fly to the rescue!

@WelbeckKids #CallthePuffins




Text © Cath Howe 2023
Illustrations © Ella Okstad 2023

CALL THE PUFFINS!

All About Friends

Draw a picture of you with
your best friend. Share the
pictures round the class.



Team puffin, always ready
to fly to the rescue!

@WelbeckKids #CallthePuffins



Text © Cath Howe 2023
Illustrations © Ella Okstad 2023